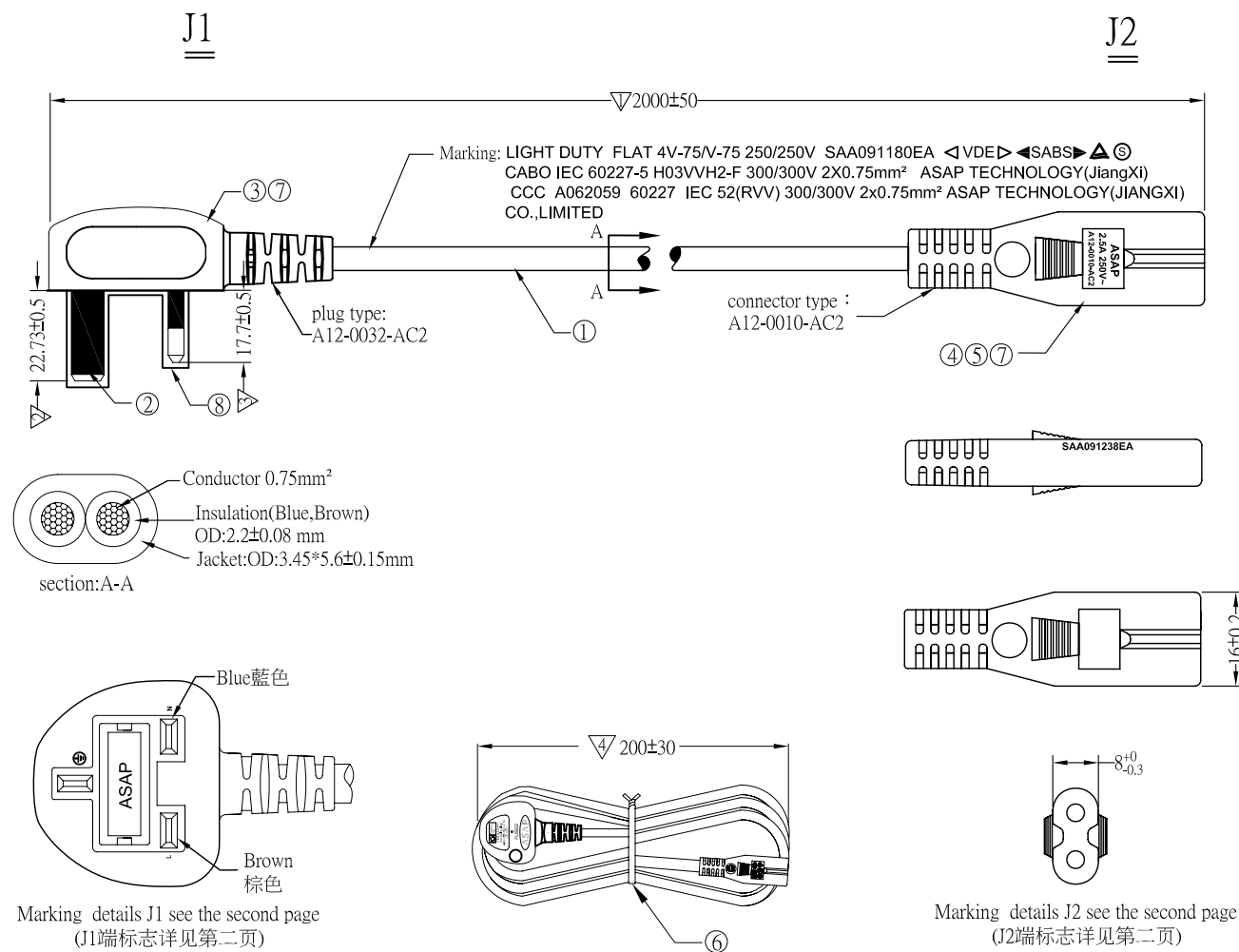


8	7	6	5	4	3	2	1
REV.		DESCRIPTION		DESIGN	APPROVAL	DATE	
X		NEW		Alice	BG YANG	2014.07.30	

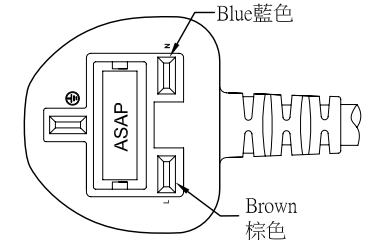
Technical requirement 技术参数：

1. Electrical Characteristics Test 电气性能检验
- 1.1 Products 100% for electrical test. 成品100%电性测试。
- 1.2 Insulation resistance: Less than 100MΩ of 500V DC/0.4S .
绝缘阻抗:大于或等于100MΩ 500V DC/0.4S
- 1.3 Dielectric strength 耐电压
- 1.3.1 Between two conductors 2500⁺²⁰⁰₀V AC for 1.0s Trip-current 1.0mA max.
导体与导体之间2500⁺²⁰⁰₀V AC /1秒.漏电流1.0mA(max)。
- 1.3.2 Between conductor and body 6000⁺²⁰⁰₀V AC for 3.0s Trip-current 1.0mA max.
导体与本体之间6000⁺²⁰⁰₀V AC /3秒.漏电流1.0mA(max)。
2. Mechanical Characteristics Test 机械性能检验
- 2.1. Withdrawal force 拔出力
- 2.1.1 For checking each PIN independently from the standard-gauge below 1.5N(Min) Keep for 3S or more.
标准量规对连接器插孔单PIN保持力为最小1.5N保持3秒以上。
- 2.1.2 For checking Integral withdrawal force 50N(Max) from maximum standard gauge.
标准量规(最大值)检查整体拔出力50N(最大)。
3. Finished product conditions 成品状态
- 3.1 The attachment plug front show the test mark of "T".
插头主视面须有测试标志"T"。
- 3.2 The dimension with "▽" must be control and inspected importantly.
带"▽"尺寸需重点管控和检验。
- 3.3 material and product comply with Doc No."QW-Q-043" 《material-and product- of restricted substance control specification》。
物料及成品必须符合QW-Q-043 《材料与成品限用物质管理规范》。
4. The standards for the products: 产品标准：
- 4.1 The cord shall comply with IEC60227. 线材须符合IEC60227.
- 4.2 The molded plug shall comply with BS 1363. 插头须符合BS 1363.
- 4.3 The molded connector shall comply with IEC60320. 连接器须符合IEC60320.

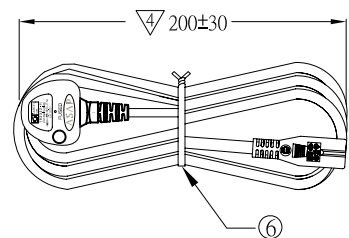


Wire method 接线方式：

- J1 cord
- L — Brown
- N — Blue



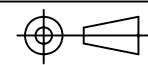
Marking details J1 see the second page (J1端标志详见第二页)

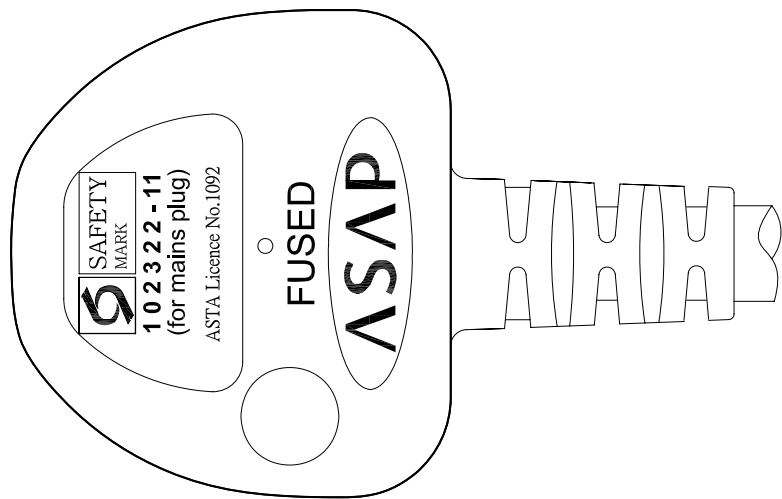


Marking details J2 see the second page (J2端标志详见第二页)

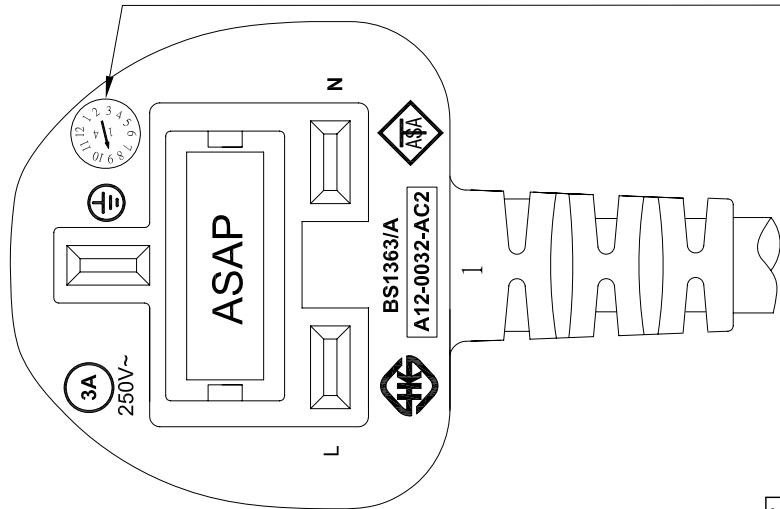
⑧	SLEEVE	Protecting of plug,black	pcs	1	X.±	X.°±	UNITS	P/N:42 2594			
⑦	PLASITC	55P black PVC pellets meeting RoHS and UL94 V-0.	g	NA	.X±	.X°±					mm
⑥	TIE	black PE tie hanking cord and meeting RoHS.	M	NA	.XX±	.XX°±	MATL	PART NO:		TITLE:	
⑤	TERMINAL	O type terminal 0.4*26.4*13.0,Phosphor bronze	pcs	2	.XXX±	.XXX°±		L8CAC011-DT-R			UK 2P To C7 CORD 2.0m Black
④	HOUSING	O type contact terminal with wing for C7 connector,caronbronze.	pcs	1			FINISH	APPD: Baogen Yang		DWG NO:	
③	FUSE	3A fuse ,comply with BS 1362	pcs	1				L8CAC011-DT-R			
②	INSERT	Insert for UK plug with earthing ,nickel-plated, black	pcs	1			Q'TY	CHKD: Guangren Ouyang		SCALE	
①	POWER CORD	H03VVH2-F 2x0.75mm ² OD:3.45x5.6±0.15mm black	mm	NA				DR: Alice			SHEET
NO.	NAME	MATERIAL DESCRIPTION	UNIT	Q'TY					NONE	SHEET	REV.
8	7	6	5	4	3	2	1		NONE	1/2	X

THESE DRAWINGS AND SPECIFICATIONS ARE THE PROPERTY OF Luxshare-ICT AND SHALL NOT BE REPRODUCED, COPIED OR CUED IN ANY MANNER WITHOUT THE PRIOR WRITTEN CONSENT OF Luxshare-ICT

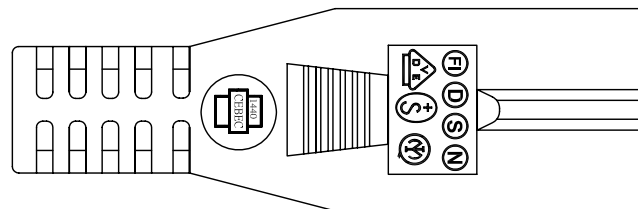
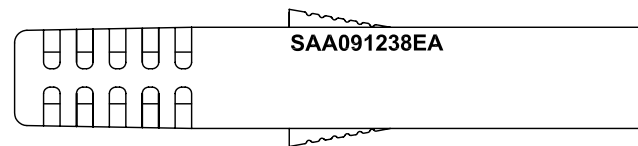
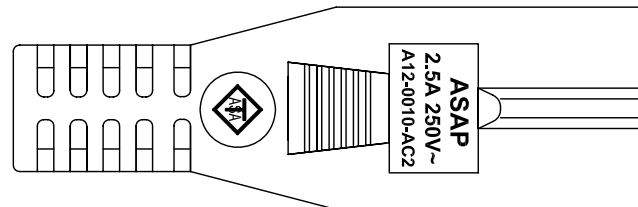




The date marking change as the actual produce date



J1 Marking
J1端標誌



J2 Marking
J2端標誌

X.±	X.°±	UNITS mm	P/N:42 2594				
.X±	.X°±						
.XX±	.XX°±	MATL	PART NO: L8CAC011-DT-R	TITLE: UK 2P To C7 CORD 2.0m Black			
.XXX±	.XXX°±		FINISH	APPD: Baogen Yang	DWG NO: L8CAC011-DT-R		
THESE DRAWINGS AND SPECIFICATIONS ARE THE PROPERTY OF ASAP TECHNOLOGY(JIANGXI)CO., LIMITED AND SHALL NOT BE REPRODUCED, COPIED OR CUED IN ANY MANNER WITHOUT THE PRIOR WRITTEN CONSENT OF ASAP TECHNOLOGY(JIANGXI)CO., LIMITED.			CHKD: Guangren Ouyang		SCALE	SHEET	REV.
			Q'TY		DR: Alice	NONE	2/2