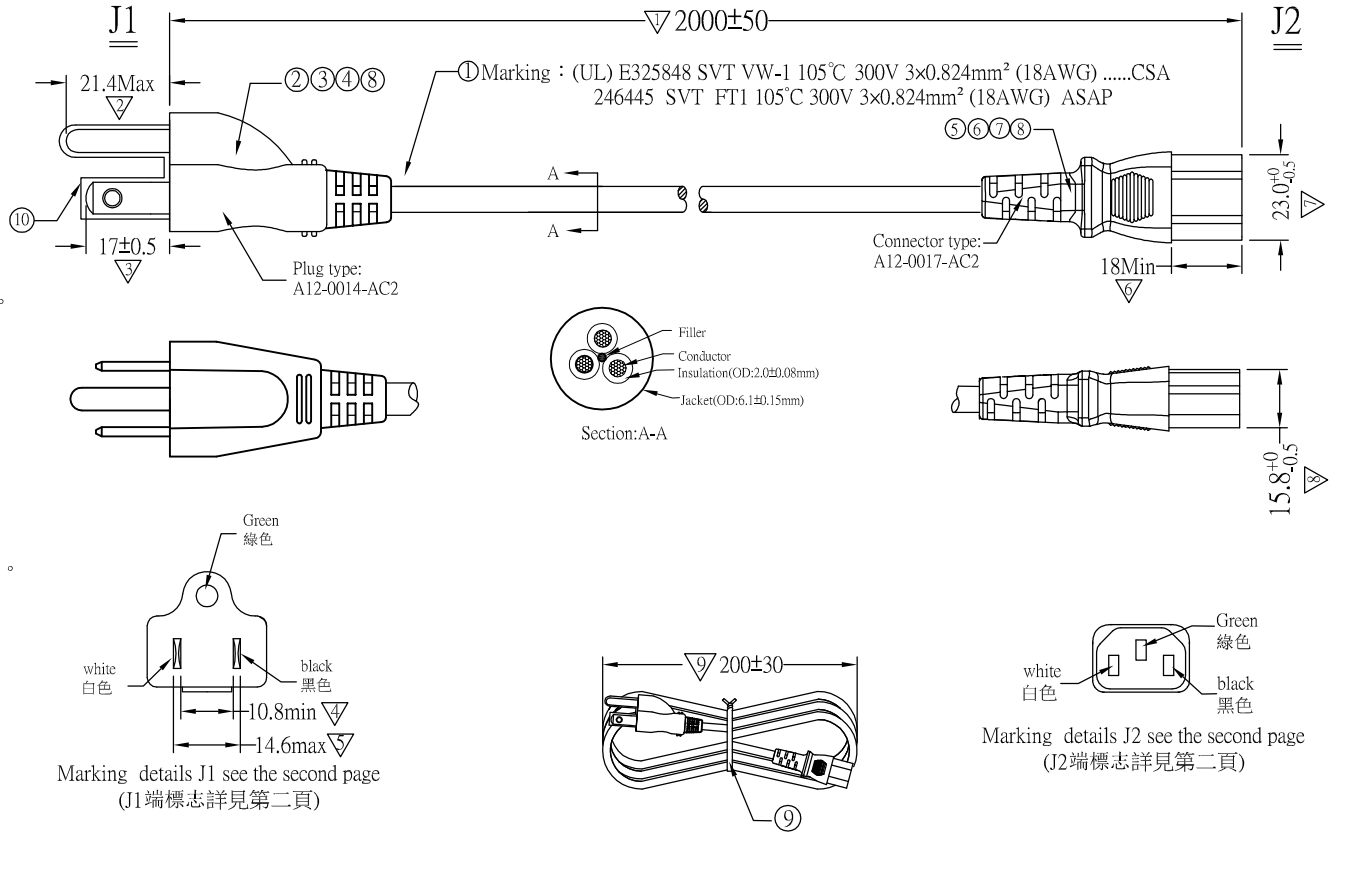


REV.	DESCRIPTION	DESIGN	APPROVAL	DATE
X	NEW	Alice	BG YANG	2014.09.27

**Technical requirement 技术参数：**

- Electrical Characteristics Test 电气性能检验
  - Products 100% for electrical test. 成品100%电性测试。
  - Insulation resistance: No less than 100MΩ of 500V DC .  
绝缘阻抗: 大于或等于100MΩ 500V DC 。
  - Dielectric strength 耐电压
    - Between two conductors  $1500^{+200}_0$ V AC for 1.0s Trip-current 1.0mA max.  
导体与导体之间  $1500^{+200}_0$ V AC /1秒,漏电流1.0mA(max)。
    - Between conductor and body  $4000^{+200}_0$ V AC for 1.0s - Trip current 1.0mA max.  
导体与本体之间  $4000^{+200}_0$ V AC /1秒,漏电流1.0mA(max)。
- Mechanical Characteristics Test 机械性能检验
  - Withdrawal force 拔出力
    - For checking each PIN independently from the standard-gauge below 1.5N(Min) Keep for 3S or more.  
标准量规对连接器插孔单PIN 保持力为最小1.5N保持3秒以上。
    - For checking Integral withdrawal force 50N(Max) from maximum standard gauge. 标准量规(最大值)检查整体拔出力 50N(最大)。
- Finished product conditions 成品状态
  - The attachment plug front show the test mark of "T".  
插头主视面须有测试标志"T"。
  - The dimension with "▽" must be control and inspected importantly.  
带"▽"尺寸需重点管控和检验。
  - material and product comply with Doc No."QW-Q-043"《material-and product- of restricted substance control specification.  
物料及成品必须符合QW-Q-043《材料与成品限用物质管理规范》。
- Standards 标准
  - The cord shall comply with UL62. 线材符合UL62.
  - The molded plug shall comply with UL817. 插头符合UL817.
  - The molded connector shall comply with UL817.  
连接器符合UL817.



Wiring method 接线方式:

J1	cord	J2
E	GREEN	E
L	BLACK	L
N	WHITE	N

Marking details J1 see the second page  
(J1端标志详见第二页)

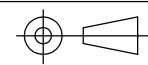
Marking details J2 see the second page  
(J2端标志详见第二页)

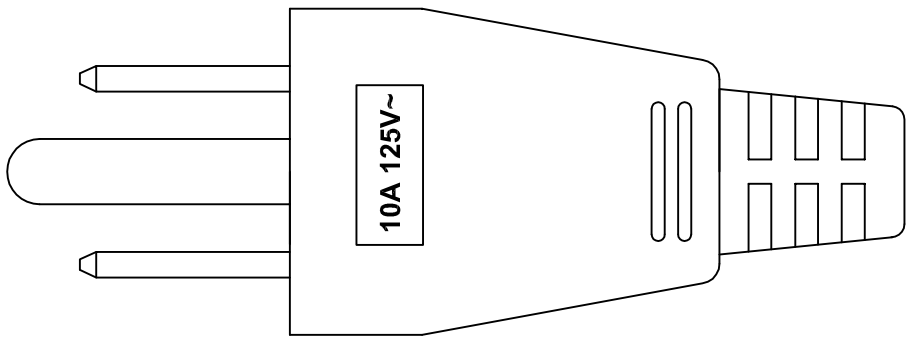
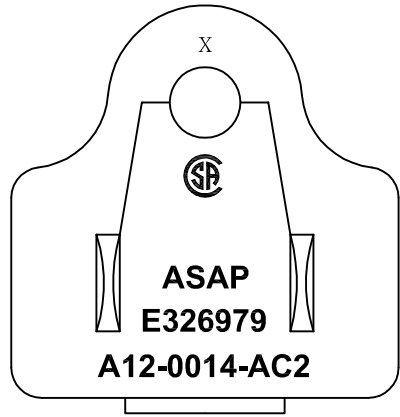
ITEM	NAME	DESCRIPTION	UNIT	QTY
⑩	PIN COVER	Protecting cover for plug pins, White	pcs	1
⑨	TIE	Black PE tie, complying with RoHS.	pcs	1
⑧	PVC PELLET	55P black PVC pellets meeting RoHS and UL94 V-0.	g	NA
⑦	TERMINAL	U type contact terminal with wing for C13 connector, copper.	pcs	3
⑥	HOUSING	Upper cover of C13, PBT material, white	pcs	1
⑤	HOUSING	Down cover of C13, PBT material, white	pcs	1
④	BLADE	Blade terminal, size: 1.46x29.0x8.25mm, nickel-plated	pcs	2
③	TERMINAL	Cylinder terminal, $\phi$ 4.75mm, nickel-plated	pcs	1
②	HOLDER	Inner holder for 5-15P plug, UL94V-0, white	pcs	1
①	POWER CORD	SVT 18AWG/3C 105°C Black	mm	NA

X.±	X.°±	UNITS	mm
.X±	.X°±	MATL	
.XX±	.XX°±	FINISH	Q'TY
.XXX±	.XXX°±	DR:	

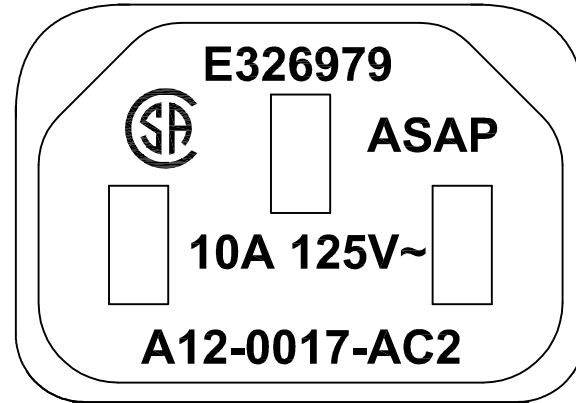
PART NO: L8CAC017-DT-R		TITLE: UL 3P To C13 L2M black		
		APPD: Bao geng Yang		DWG NO: L8CAC017-DT-R
CHKD: Guangren Ouyang		SCALE	SHEET	REV.
DR: Alice				

THESE DRAWINGS AND SPECIFICATIONS ARE THE PROPERTY OF Luxshare-ICT AND SHALL NOT BE REPRODUCED, COPIED OR CUED IN ANY MANNER WITHOUT THE PRIOR WRITTEN CONSENT OF Luxshare-ICT





J1 Marking  
J1端標誌



J2 Marking  
J2端標誌

X.±	X.°±	UNITS mm	P/N:42 2595				
.X±	.X°±						
.XX±	.XX°±	MATL	PART NO: L8CAC017-DT-R	TITLE: UL 3P To C13 L2M black			
.XXX±	.XXX°±		FINISH	APPD: Bao geng Yang	DWG NO: L8CAC017-DT-R		
THESE DRAWINGS AND SPECIFICATIONS ARE THE PROPERTY OF Luxshare-ICT AND SHALL NOT BE REPRODUCED, COPIED OR CUED IN ANY MANNER WITHOUT THE PRIOR WRITTEN CONSENT OF Luxshare-ICT			CHKD: Guangren Ouyang		SCALE	SHEET	REV.
			Q'TY		DR: Alice	3:1	2/2